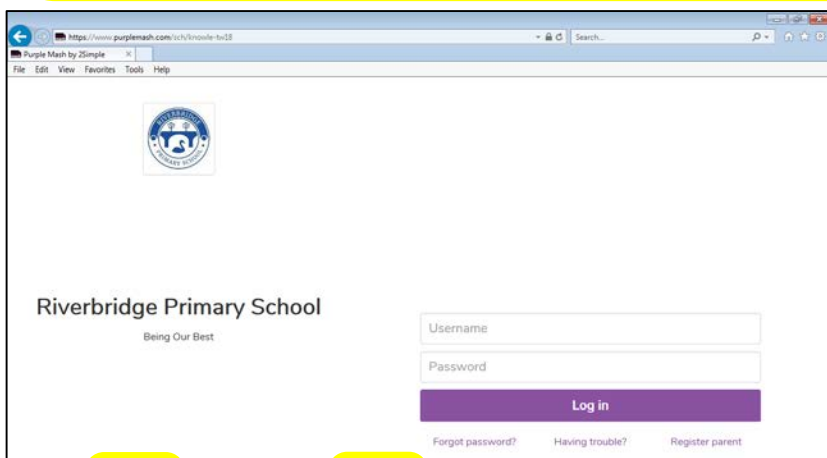
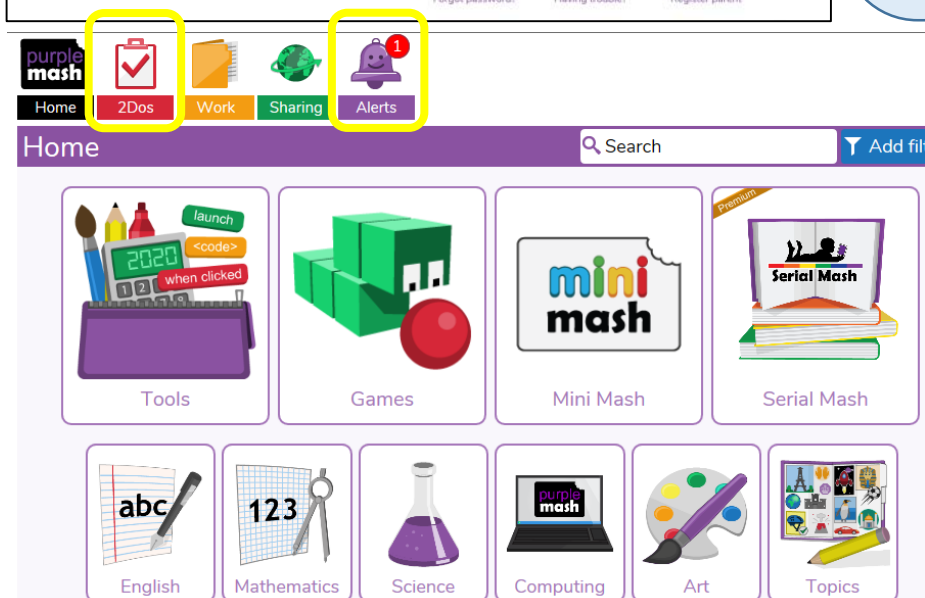


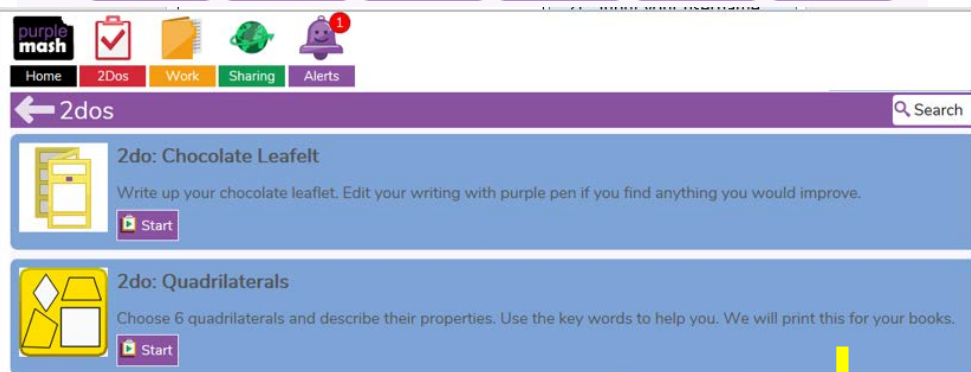
Guide to Home Learning on Purple Mash



- 1) For direct access type in: <https://www.purplemash.com/knowle-tw18>
- 2) Input your username (first full name with capital letter and first initial of surname with a capital i.e. BenS) and password (4 letter pin i.e. 2734).



- 3) You will be brought to the home screen. To access the learning click on '2Dos'. You will also get 'Alerts' about any new work or any marking comments that have been made by a teacher.



- 4) In your '2Dos' – there will be a list of your learning activities to complete. In the top right corner, it will display the deadline for each activity (when it needs finishing by).

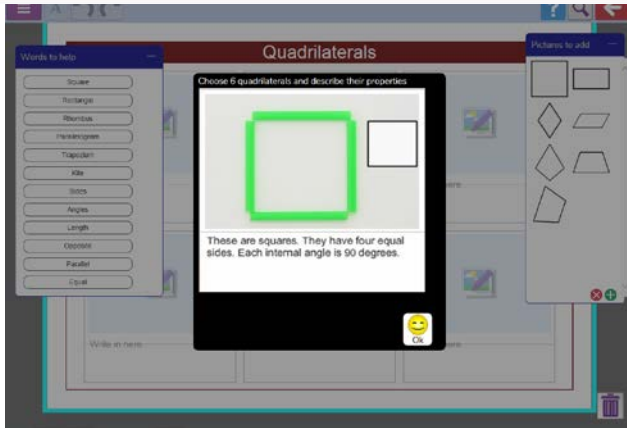


- 5) Click on 'Start' to begin the activity. You can come back and complete this as many times as you wish within the deadline if you 'Save and exit'. However, once it is 'Handed In', you will no longer be able to make changes.

2do: Quadrilaterals

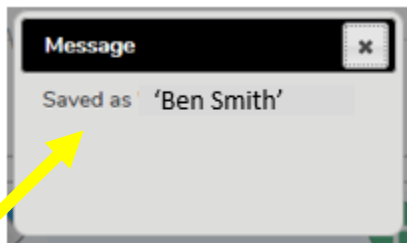
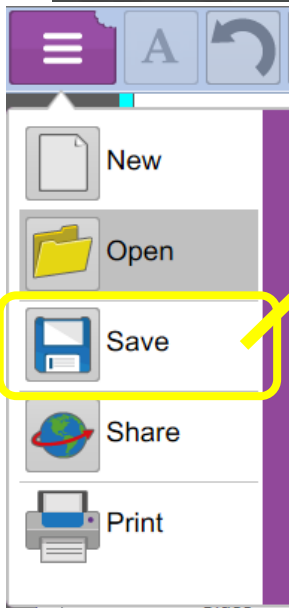
Choose 6 quadrilaterals and describe their properties. Use the key words to help you. We will print this for your books.

Start



6) Before you begin, ensure you read the description underneath to understand the task you need to complete.

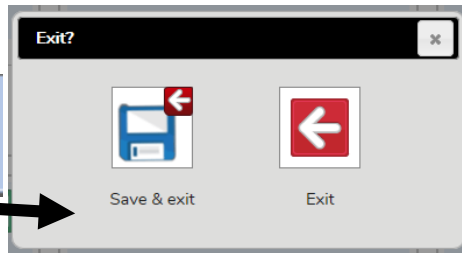
Once you click on 'start', the activity will load.



You should not need to use any of these other options in your set lesson tasks.

7) Whilst you are completing the task, please frequently click 'Save' to make sure you don't lose your work at any stage.

You can find 'Save' by clicking on the purple box with 3 white lines in the top left corner.



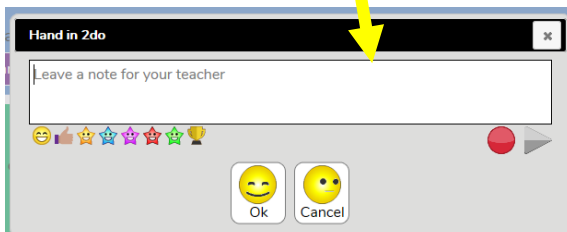
8) If you need to stop at anytime, including when you've finished, then click on the red arrow in the top right corner and 'Save & exit'.

9) When you return to '2Dos', you will be able to return to the task or you can click 'Hand In' when it is completed. This will let your teacher know that it is ready to be marked.

2do: Quadrilaterals

Choose 6 quadrilaterals and describe their properties. Use the key words to help you. We will print this for your books.

Continue Work Hand In



9) When you are ready (before the deadline), click on 'Hand In'. This will then bring up a box for you to add how you felt about the task i.e. 'I really enjoyed this lesson!' then click 'Ok'.

Use this as an opportunity to show your teachers what you know and be proud of your work. Most of all, enjoy your learning!